Step-by-step Guide DISC Personality Test

1. Download “SHASSESS Personal” App on either Apple App Store or Android Play Store.

2. Open the app and at the homepage, select “Skip”. Then, select “Ready”.

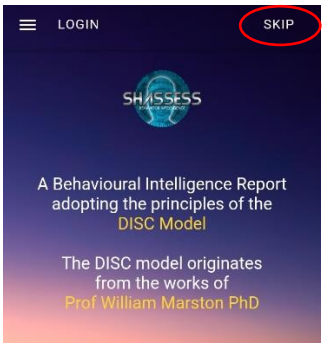

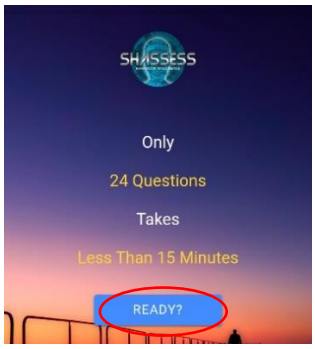

3. Read the instructions carefully and once ready, select “Start” to begin the test.

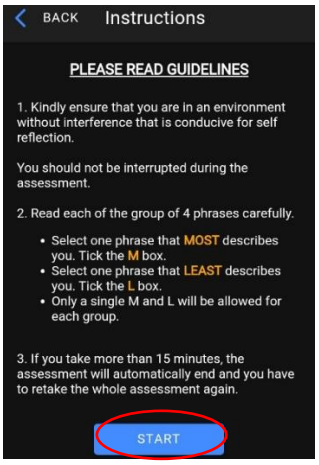

4. Each of the 24 questions will have 4 phrases. Select **one** phrase that MOST describes you by ticking the **M box.** Select **one** phrase that LEAST describes you by ticking the **L** box. **NOTE: There can only be one phrase for M and one phrase for L.** Then, select “Submit” after answering all the 24 questions.

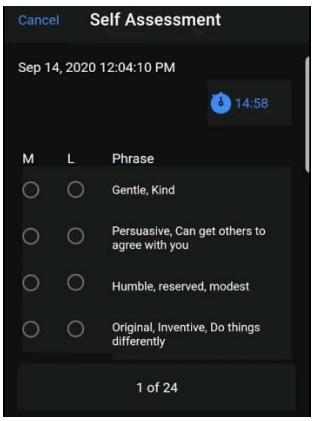

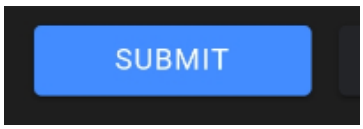

Step-by-step Guide DISC Personality Test

5. Fill in your details and select “Submit”.

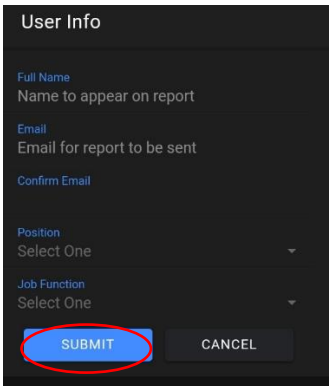

6. You will be redirected to this page. Swipe to send the report to your email.

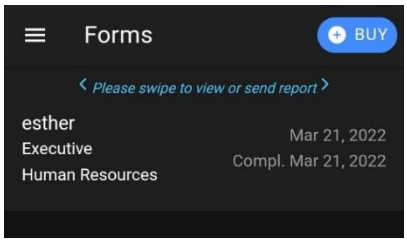

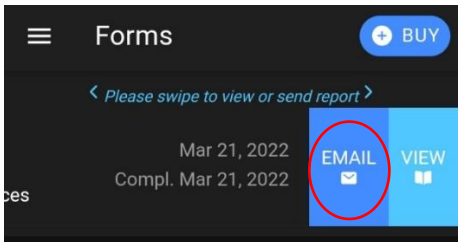

7. You will receive an email from SHASSESS to download your report. Download the report and forward it with your required documents for interview via email to HR department.

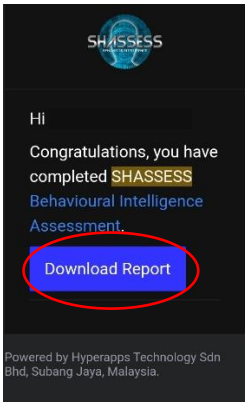

Notes:

In the case where your downloaded report shows “Invalid”, you have one more chance to retake the test. It is suggested that you wait at least 1 hour before retaking the test and to answer the questions truthfully without contradicting yourself. More information about this will be stated in the “Invalid” report.

-End-